

# **2019-20 Membership Survey**

Monday, September 07, 2020

# 111

**Total Responses**

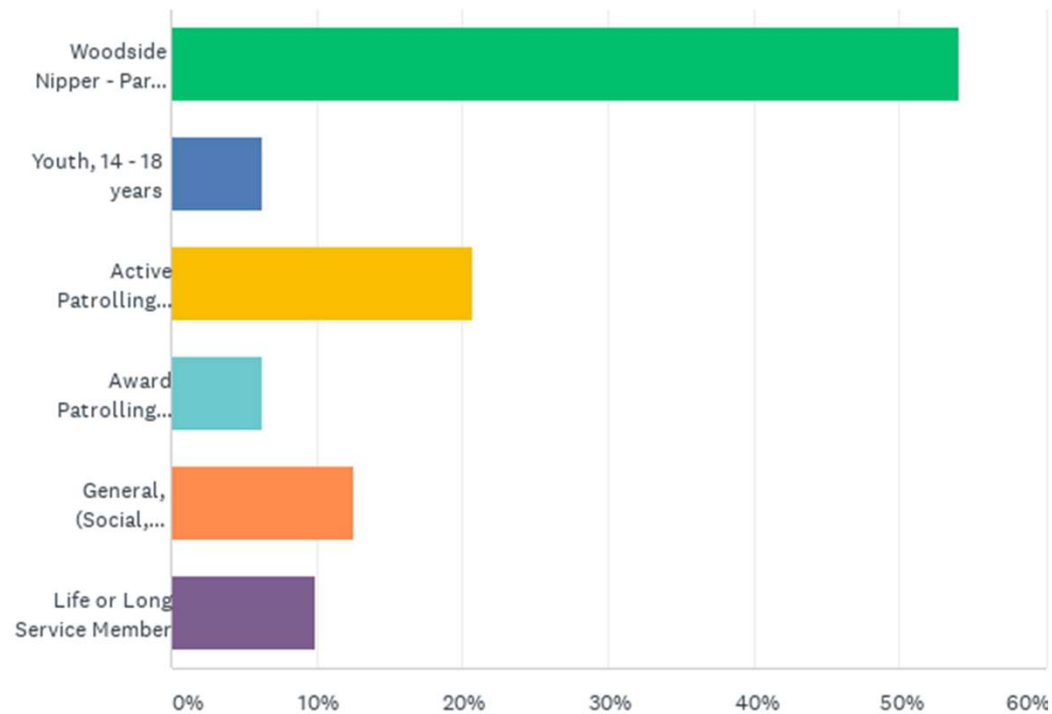
Date Created: Tuesday, April 14, 2020

Complete Responses: 111

---

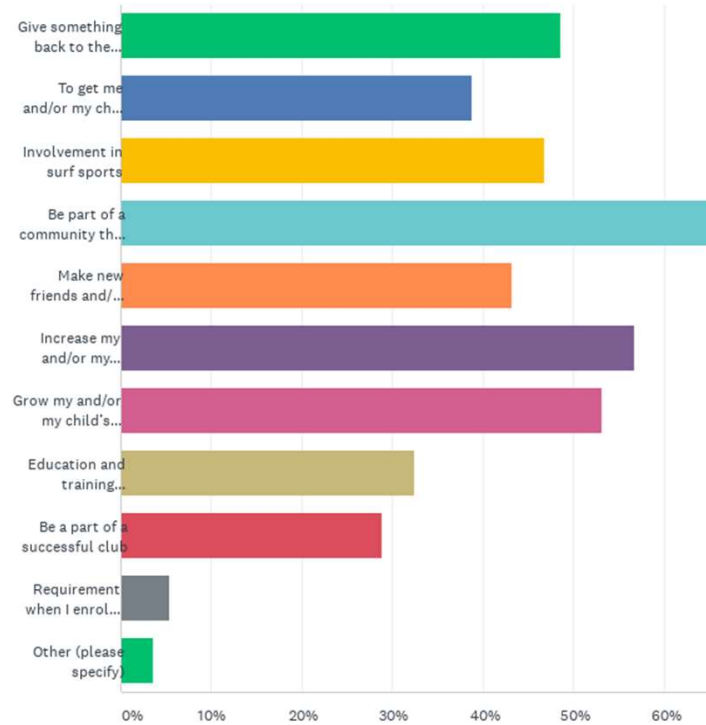
# Q1: Please indicate which member category best describes your involvement at the Club this season

Answered: 111 Skipped: 0



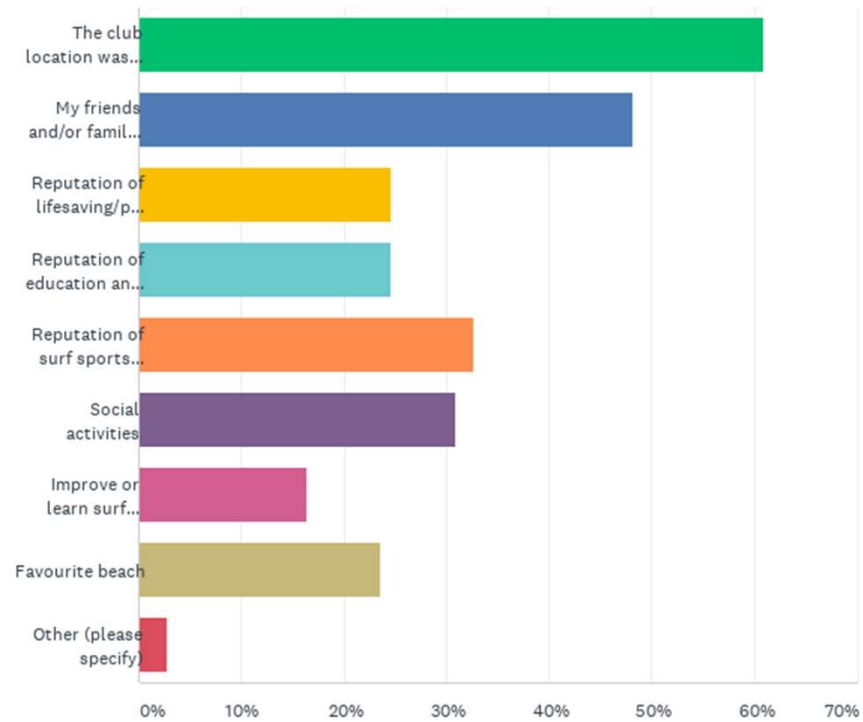
**Q2: Which of the following factors were most important in your decision to be a City of Bunbury SLSC member this season? Please select all that apply.**

Answered: 111 Skipped: 0



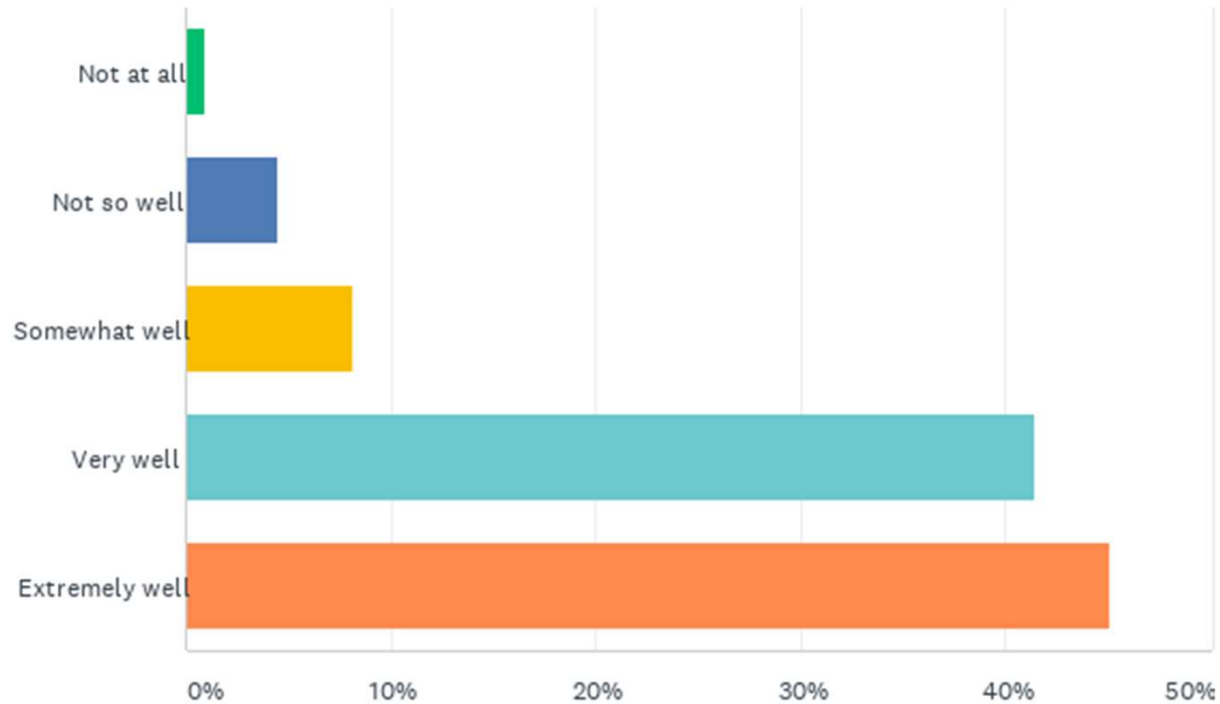
### Q3: Why did you choose the City of Bunbury SLSC over another Surf life Saving Club? Please select all that apply.

Answered: 110 Skipped: 1



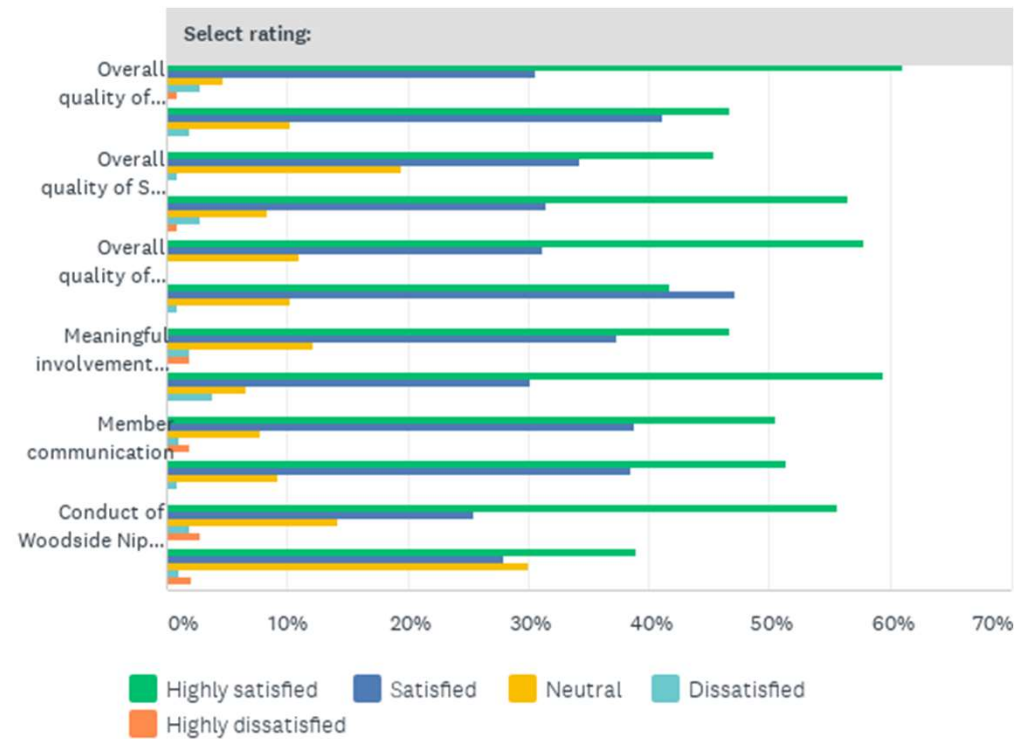
## Q4: To what extent did the City of Bunbury SLSC meet your most important needs throughout the season?

Answered: 111 Skipped: 0



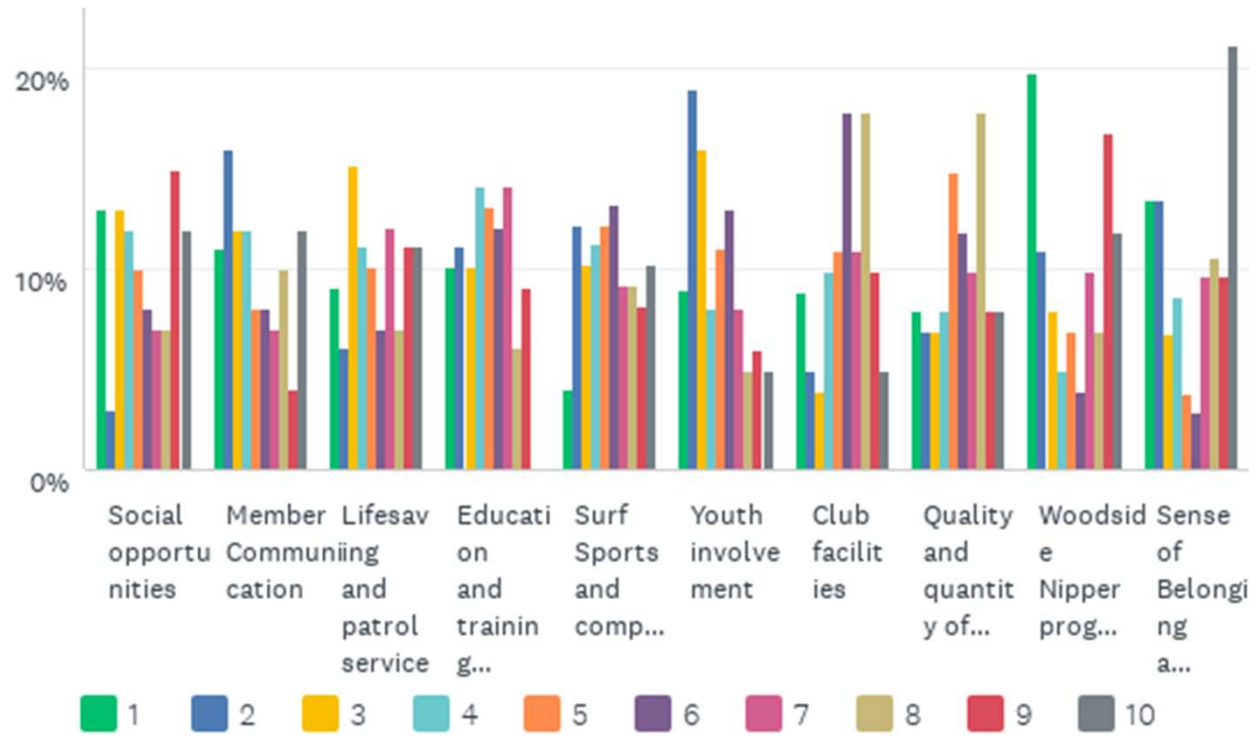
## Q5: How satisfied are you with following elements of your membership at City of Bunbury SLSC this season?

Answered: 111 Skipped: 0



**Q6: Which would be the most important focus area for the City of Bunbury SLSC to improve?  
Please rate from most important (1) to least important (10)**

Answered: 108 Skipped: 3





**Q6: Which would be the most important focus area for the City of Bunbury SLSC to improve?  
Please rate from most important (1) to least important (10)**

Answered: 108 Skipped: 3

	1	2	3	4	5	6	7	8	9	10	TOTAL	SCORE
Social opportunities	13.00% 13	3.00% 3	13.00% 13	12.00% 12	10.00% 10	8.00% 8	7.00% 7	7.00% 7	15.00% 15	12.00% 12	100	5.36
Member Communication	11.00% 11	16.00% 16	12.00% 12	12.00% 12	8.00% 8	8.00% 8	7.00% 7	10.00% 10	4.00% 4	12.00% 12	100	6.00
Lifesaving and patrol service	9.09% 9	6.06% 6	15.15% 15	11.11% 11	10.10% 10	7.07% 7	12.12% 12	7.07% 7	11.11% 11	11.11% 11	99	5.43
Education and training opportunities	10.10% 10	11.11% 11	10.10% 10	14.14% 14	13.13% 13	12.12% 12	14.14% 14	6.06% 6	9.09% 9	0.00% 0	99	6.13
Surf Sports and competition training	4.08% 4	12.24% 12	10.20% 10	11.22% 11	12.24% 12	13.27% 13	9.18% 9	9.18% 9	8.16% 8	10.20% 10	98	5.42
Youth involvement	9.00% 9	19.00% 19	16.00% 16	8.00% 8	11.00% 11	13.00% 13	8.00% 8	5.00% 5	6.00% 6	5.00% 5	100	6.40
Club facilities	8.91% 9	4.95% 5	3.96% 4	9.90% 10	10.89% 11	17.82% 18	10.89% 11	17.82% 18	9.90% 10	4.95% 5	101	5.11
Quality and quantity of equipment such as boards	7.92% 8	6.93% 7	6.93% 7	7.92% 8	14.85% 15	11.88% 12	9.90% 10	17.82% 18	7.92% 8	7.92% 8	101	5.18
Woodside Nipper programme	19.80% 20	10.89% 11	7.92% 8	4.95% 5	6.93% 7	3.96% 4	9.90% 10	6.93% 7	16.83% 17	11.88% 12	101	5.61
Sense of Belonging and connection to club	13.46% 14	13.46% 14	6.73% 7	8.65% 9	3.85% 4	2.88% 3	9.62% 10	10.58% 11	9.62% 10	21.15% 22	104	5.18

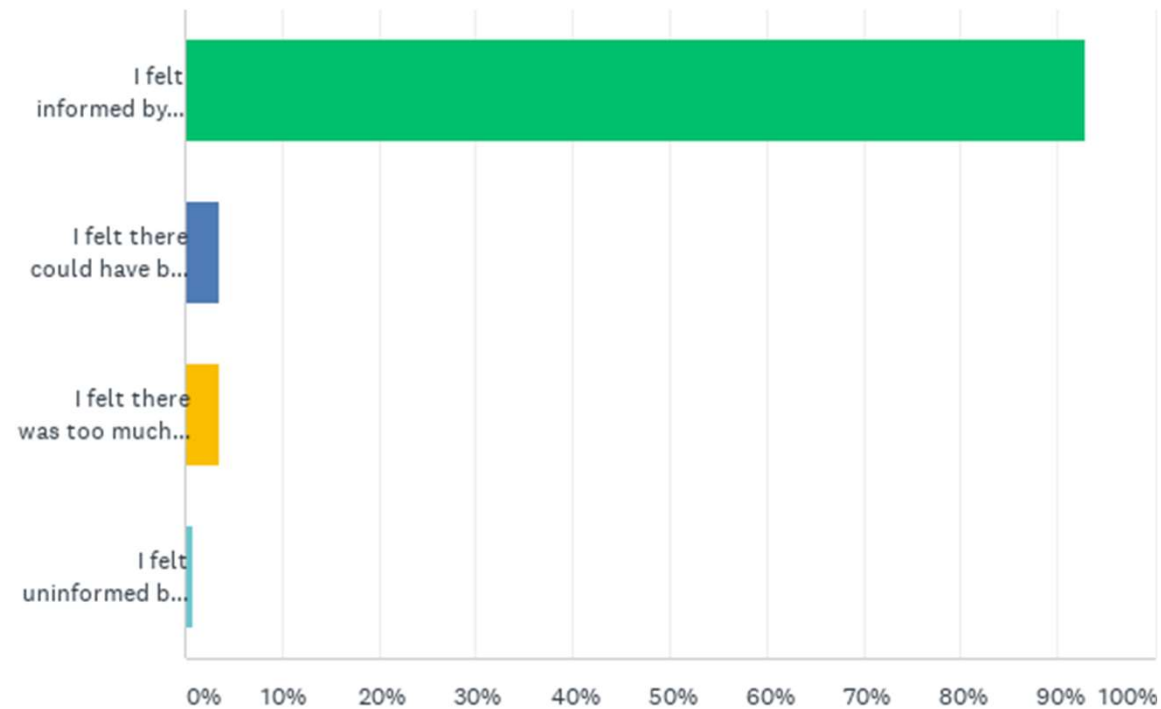
## Q8: What potential barriers may prevent you from being a City of Bunbury SLSC member next season?

Answered: 97 Skipped: 14

Select rating	STRONGLY AGREE	AGREE	NEUTRAL	DISAGREE	STRONGLY DISAGREE	TOTAL
Time/work/family commitments	10.75% 10	34.41% 32	24.73% 23	23.66% 22	6.45% 6	93
Cost of involvement (member fees etc)	2.20% 2	14.29% 13	19.78% 18	47.25% 43	16.48% 15	91
Safety concerns (sun, surf, shark etc)	2.20% 2	15.38% 14	17.58% 16	42.86% 39	21.98% 20	91
Didn't have fun/enjoyment	7.78% 7	4.44% 4	7.78% 7	41.11% 37	38.89% 35	90
Choosing another sport/activity	3.30% 3	20.88% 19	25.27% 23	36.26% 33	14.29% 13	91
Inadequate social opportunities	2.25% 2	2.25% 2	25.84% 23	46.07% 41	23.60% 21	89
Weather	1.12% 1	5.62% 5	28.09% 25	42.70% 38	22.47% 20	89

**Q9: This year our season ended early due to the risks and government directives regarding COVID-19. Please could you let us know how our Covid-19 communications assisted you in feeling informed about decisions made by the Club.**

Answered: 111 Skipped: 0



**Q10: Please indicate which is the best medium to stay in touch with the club. Please rank from one (1) being the best to four (4) being the least effective medium.**

Answered: 111 Skipped: 0

	1	2	3	4	TOTAL	SCORE
Facebook / Instagram	24.77% 27	22.02% 24	29.36% 32	23.85% 26	109	2.48
Website	6.48% 7	10.19% 11	24.07% 26	59.26% 64	108	1.64
Text message	41.51% 44	41.51% 44	13.21% 14	3.77% 4	106	3.21
Newsletters (electronic)	29.36% 32	26.61% 29	32.11% 35	11.93% 13	109	2.73

# Q11: Would you recommend to friends and family to join the City of Bunbury SLSC?

Answered: 111 Skipped: 0

